



The Illinois Articulation Initiative Annual Report

July 2021 - June 2022

Table of Contents

Annual Report FY 2022

Overview,	pg. 3
Statewide Transfer Policy & the Illinois Articulation Initiative,	pg. 3
Administration of IAI,	pg. 4
The IAI iTransfer.org Website,	pg. 4
The IAI iManage Course Submission & Review System,	pg. 5
IAI FY2022 SUMMARY,	pg. 5
iTransfer Website,	pg. 5
iManage Course Submission & Review System,	pg. 5
Panel and Institutional Approval Ratios,	pg. 6
Recognition and Future Challenges,	pg. 6
Appendix,	pg. 9
Multiple Data Tables	

Staff General Information:

Illinois State University
Moulton Hall
Campus Box 2202
Normal, IL 61790-2202
Website: iTransfer.org
Email: itransfer@itransfer.org
Phone: 309-438-8640

IAI Team:

Malinda Aiello	Director of the Illinois Articulation Initiative
Krista Jackson	iTransfer Coordinator
Richard Stillwell	iTransfer / iManage IT & Web Administrator
Rob Dwyer	Technology / Programming Consultant

Overview

The Illinois Articulation Initiative (IAI) is a statewide transfer agreement, which is accepted among more than 100 participating private and public colleges and universities in Illinois. All colleges and universities participating in IAI agree to accept a "package" of IAI general education core curriculum (IAI GECC) courses in lieu of their own comparable lower-division general education requirements. The IAI GECC package consists of 37 – 41 semester credit hours in communications, humanities and fine arts, social and behavioral sciences, life and physical sciences, and mathematics. While May 2022 marked the end of the twenty-fourth year of implementation of the IAI and the GECC package, the concept and establishment of IAI began nearly thirty years ago.

The Initiative also includes major course recommendations for the first two years of college in several popular majors. Faculty panels, which have expertise in the major field of study, developed these recommendations. IAI major recommendations work best for students who have chosen their majors and are going to eventually transfer but are undecided upon the college or university that will grant their baccalaureate degree.

The Illinois Articulation Initiative was formalized by the passage of the IAI Act in January 2017 (PA 099-0636) and continues to be an important statewide system for encouraging transferability among postsecondary institutions in the State of Illinois. IAI also played a significant role in Illinois being a national leader in full-time community college students completing bachelor's degrees at four-year universities, as previously reported by the National Student Clearinghouse Research Center.

The Illinois Articulation Initiative encompasses the GECC package, course transfer policies, GECC and Major faculty panels, the iTransfer.org website and portal, as well as the iManage course submission and review system. All components of the IAI are intertwined and do not operate independently.

Statewide Transfer Policy & the Illinois Articulation Initiative

The 2017 IAI Act codifies the Initiative by requiring: all Illinois public community colleges and universities to participate in IAI; all public institutions shall maintain a complete GECC package; all courses approved for IAI GECC codes must be accepted for transfer as fulfilling parts of the GECC package; and students completing the full GECC package must not be required to take additional lower-division general education courses and must be able to transfer seamlessly. In 2018, an amendment to the Act was also passed to address degree program advising at public colleges and universities in order to improve articulation and reduce excess academic credit hours. Finally, in June 2020 the IAI Act was amended to address COVID: *Illinois Articulation Initiative General Education courses taken during the public health emergency declared by proclamation of the Governor due to the COVID-19 pandemic during calendar year 2020 must be transferable for students receiving a grade of "pass", "credit", or "satisfactory" and shall fulfill the prerequisite requirements for advanced courses.*

Senate Joint Resolution 22, the IAI Efficiency Course Transfer Act, was passed in 2018 and directed the IBHE and ICCB to identify any shortcomings in attaining the goals of the IAI Act. It also requires all 2- and 4-year public institutions to: review the transfer credits of all incoming transfer students to find any instances where courses are not deemed transferable with full credit, including prerequisites; ensure GECC curricula align with IAI course descriptors; accept with full credit toward a degree courses taken in GECC; and not require transfer students to retake GECC courses required as prerequisites. The Resolution also requires IBHE and ICCB to inform high school counselors about IAI, the GECC package, and statewide transfer policies.

In January 2019, the Illinois Community College Board officially launched the GECC Credential. This credential may be awarded to a student upon completion of 37-41 credit hours across five academic disciplines which satisfy the General Education Core Curriculum of the Illinois Articulation Initiative.

Due to the passage of the Education and Workforce Equity Act, a new IAI Education major panel may be created in the next year or two depending upon the outcomes of an IBHE / ICCB jointly established task force, as mandated by law. If the decision is made to proceed with the creation of this new panel, the IAI State Director has outlined an implementation plan to the Boards based on reconstituting the ECE major panel approximately eight years ago.

Administration of IAI

The Illinois Articulation Initiative encompasses the GECC package, course transfer policies, GECC and Major faculty panels, the iTransfer.org website and portal, as well as the iManage course submission and review system. All components of the IAI are intertwined and do not operate independently.

The IAI has been administratively housed and supported via State funds at Illinois State University (ISU) since 1997. The IAI staff consists of a full-time director, coordinator, and system programmer as well as a part-time technology/programming consultant. IBHE and ICCB staff serve as GECC and Major panel managers. IAI, IBHE, and ICCB staff closely collaborate on establishing and implementing IAI policies and procedures, tracking course reviews, recruiting faculty, and providing students information for successful transfer. This collaborative effort ensures students' lower-division general education coursework transfers and applies to their chosen degree programs at the receiving institution.

The IAI iTransfer.org Website

The Illinois Articulation Initiative and the iTransfer.org website continues to serve as the state's primary transfer information system. The iTransfer.org website provides transfer-related information to current and prospective students in Illinois higher education, parents of students, college advisors, high school guidance counselors, and the public at large. The site also serves as a portal to access the iManage course submission and review system, MyCreditsTransfer tool, state transfer policies, etc. and is used in this capacity by: college and university faculty and advisors, academic and student service officers, education administrators, registrars, and admissions staff; transfer coordinators; state education agency staff and Board members; legislators; and a variety of other key stakeholders.

The website represents the efforts of more than 1,000 faculty and staff members working across the State. This also includes the Illinois Board of Higher Education, the Illinois Community College Board, and the Transfer Coordinators of Illinois Colleges and Universities, all of whom participated in the development of the Illinois Articulation Initiative curriculum guidelines in 1993. In addition to providing information regarding state transfer policies, the site provides students with all the details of the statewide IAI general education program (GECC) and IAI major recommendations as identified by the IAI faculty panel members for each discipline.

Additionally, the iTransfer.org site houses a database of specific institutional courses that meet the initiative's requirements, manages and organizes course information, and provides web-based training for institutional faculty and staff. Most notably, the site's primary audience is serving over 41,000 students who transfer to a new or different Illinois institution each year.

The IAI team uses a continuous improvement process to monitor new initiatives in transfer, as well as maintain and further enhance the iTransfer website as new technologies become available. This approach allows the site to remain an up-to-date and important tool for transfer information within the state. Over five years ago, the iTransfer website was completely redesigned with the following new features added: being mobile friendly; incorporating student-focused navigation and landing pages utilizing non-layman terminology that is easily understood by students and parents; and, limiting content to be more relevant, streamlined, and useful for transfer students, faculty members, and advisors.

The IAI iManage Course Submission & Review System

The iManage course submission and review system primarily serves institutional submitters and contacts, IAI panel members and staff members, and the IBHE and ICCB staff who serve as panel managers. The IAI GECC and Major panels and descriptors serve as the foundation for the iManage system. Participating institutions submit courses to specific panels and the panels then review those courses each spring and fall to determine alignment to the panel's course descriptors and approval criteria.

IAI programming staff continue the process of re-writing the entire iManage system using Object-Oriented Programming (OOP) which is the same method programmers used to create the iPlacement system for the Transitional Math and English Language Arts statewide portability panels. This more modern code methodology includes the use of data models and repositories, making it much easier to maintain and enables quicker turnarounds on system updates. Once a completely OOP-supported backend is in place, the user interface will then be updated using a modern front-end component library, such as Bootstrap, to enhance the user experience. Staff have also implemented metrics to measure progress of this coding project throughout the year.

IAI FY21/22 SUMMARY

iTransfer Website

In addition to transfer students and their families, iTransfer serves the faculty and staff of the institutions within the state. Of those institutions, 74 institutions participated in the IAI this year as full participants and 33 as receiving-only institutions for a total of 107 participating institutions in FY2022. (See the Report Appendix, Table 1, for a complete list of participating institutions grouped according to participation status.)

Between July 1, 2021 and June 30, 2022, the iTransfer website processed 97,495 visits to the site, with 65,023 being unique visitors. There were also 264,099 total pageviews with an average of 2.71 pages viewed per visit. (See Report Appendix, Google Analytic Reports at the end of the tables for a more complete breakdown.)

iManage Course Submission & Review System

The iManage system relies on the iTransfer database to store all panel decisions as well as course approval status and dates for all participating institutions. Currently, the website's database houses a total of 6,226 active GECC courses and 2,326 active Major courses, for a grand total of 8,552 active courses in IAI for FY2022. (See Report Appendix, Table 3, for the course population statistics related to the IAI GECC and Baccalaureate Majors courses for *all current and future dates*).

Two years ago, the IAI staff began an in-depth review and scrub process of the IAI Approved Institutional Courses Database. This involved multiple audits in which several institutions were formally contacted on multiple occasions regarding maintenance of approved courses through the Ongoing Review process and/or offering a complete GECC package of courses. These letters also included deadlines to avoid losing IAI course approval codes. This year the IAI team undertook the final large audit project to update institutional courses within the IAI database. Although most institutions diligently worked towards compliance, as required by the [IAI Policies and Procedures Manual](#) sections on institutional requirements and responsibilities for participation, a relatively small number of Receiving-Only participating institutions failed to respond or take action thus leading to the administrative ending of 514 IAI-approved courses.

Panel and Institutional Approval Ratios

For FY22, the overall IAI faculty-panel approval ratio for all panels is 64%. The general education panels averaged 62% across all six panels for the year and the major panels averaged 66% across all fifteen major panels that received submitted courses for the year. The average approval ratio for the sixty-nine institutions that submitted to the IAI panels this fiscal year was 65%.

By comparison, the FY21 overall course approval ratio was also 64% for all IAI faculty panels. The general education panels' course approval ratio was 58% which is lower than this year's overall approval ratio, the major panels' course approval ratio was 70% which is slightly higher than this year's ratio, and the institutional average approval ratio was 66%.

See Report Appendix, Tables 4 through 6, for Panel Approval Ratio Reports.

Recognition and Future Challenges

Multiple special meetings were held throughout the year for the GECC and Major panels in order to provide dedicated time to review their current course descriptors and approval criteria then determine and make necessary changes. For example, the GECC Communications panel made significant changes to both the writing and oral communications descriptors and criteria in order to reflect current standards in the discipline. Other special meetings were held to facilitate the creation of new descriptors. The Biology Major panel finalized their multi-year work on creating a new Anatomy & Physiology course descriptor which has officially been launched for institutional course submissions and panel review starting with the fall 2022 panel season. The descriptor includes both a cadaver lab and non-cadaver lab option so that all schools have an opportunity to gain this code regardless of their inability to include cadavers due to limited financial resources. The GECC Physical Science panel also finalized and launched a new Introduction to Weather and Climate descriptor with lab and non-lab options. Finally, the Physics Major panel finalized revisions to the calculus-based physics sequence and also created separate descriptor options for thermal and quantum physics in order to provide code options to those schools who offer these courses separately as opposed to the panel's original combined topic descriptor.

IAI Director Aiello continued her pursuit of increasing awareness of IAI by making presentations to colleges, universities, and organizations. The first of two most notable presentations was given at the National Institute for the Study of Transfer Students national conference (entitled A Statewide Transfer Agreement: The Illinois Articulation Initiative and Its Partner Institutions) where representatives from multiple states attended her session. The second presentation was for IBHE's Proprietary Advisory Committee (PAC) and was made with the intention of potentially increasing the number of participating IAI institutions in this sector.

While the PAC presentation did result in the addition of one new IAI Receiving-Only Institution, the number of participating institutions overall did not increase due to the closure of Lincoln College in May. Furthermore, the total number of courses with IAI approvals decreased by about 65 with an administrative course ending date of 8/15/22 placed on all of the College's general education and major approved courses in the IAI database.

Just as Lincoln College was unable to overcome various challenges in order to remain open, there is concern that higher education as a whole will continue to see more institutional closures in the coming years. Illinois public institutions continue to operate under decreased and unstable funding revenues amidst a plethora of unfunded state mandates. The worldwide COVID-19 pandemic has also greatly impacted enrollment in both public and private colleges and universities over the last two and a half years. Many lessons, both good and bad, were learned globally with regards to course delivery methods, teaching, and learning. The crisis also exposed a greater need for funding, equipment, resources, and training in order to develop and deliver quality online learning environments. Additionally, student expectations for higher education have changed, and the rising tuition and fees costs have many students

and families weighing the benefits of an expensive degree vs. a lower-cost workforce credential pathway.

While these challenges are not unique to Illinois higher education, the following issues are specific to IAI and its participating institutions:

- 1) **Funding:** In order to maintain all services and functions of the Illinois Articulation Initiative (housed at Illinois State University) at an optimal level, stable funding on an annual basis is required. Budget cuts at a programmatic level, as well as at the institutional level, would negatively impact the semi-annual faculty panel and course review process due to budgetary restrictions on travel and meeting attendance.
- 2) **Agency and Institutional Support:** The Illinois Board of Higher Education (IBHE) and Illinois Community College Board (ICCB) are to provide dedicated staff to serve as IAI panel managers. Due to a reduction in academic affairs degree granting staff at IBHE, combined with the agency's commitment to several other directives and initiatives, the IAI Director has had to serve as a substitute panel manager for several of the IBHE-assigned panels and must continue to do so for the unforeseeable future. GECC and Major Panel membership and meeting attendance continues to be an issue; there are several unfilled faculty member seats but there are also seats filled by panel members that either do not participate in the course review process and/or cannot attend meetings due to the overlapping issue of institutional budget restrictions on travel and meeting attendance.
- 3) **Technology:** The threat of cyber-attacks for both IAI and its participating institutions continue to be of concern looking ahead to the future. There have also been noticeable decreases in traffic to the iTransfer website. IAI staff will consult with ISU resources to identify potential issues and solutions and will also solicit feedback from key stakeholders. The iManage course submission and review system requires ongoing maintenance, security, and enhancement features, all of which are done by only one and one-half dedicated programmers. Given that the iManage system is "homegrown" and maintained internally, compared to a commercially purchased program, continuity of knowledgeable and familiarity-with-IAI programmers is essential.
- 4) **Awareness and Participation:** There is a need to increase awareness and understanding of IAI throughout the state amongst secondary and post-secondary students, staff, faculty, administrators, and State legislators, as the Illinois Articulation Initiative undoubtedly serves as the richest resource in helping students successfully transfer and complete degrees in Illinois. The most lucrative opportunity lies within Senate Joint Resolution 22, the IAI Efficiency Course Transfer Act, which was passed in 2018 and requires IBHE and ICCB to inform high school counselors about IAI, the GECC package, and statewide transfer policies, however this charge remains unfulfilled to date. With regards to participation, the IAI leadership team continues to work towards increasing the number of participating institutions and courses submitted to panels as well as filling and rotating all panel membership seats.
- 5) **IL Higher Education Post-COVID:** The COVID-19 health pandemic continued to present challenges for the IAI course review process as all faculty panel meetings this fiscal year were held remotely via Zoom technology. Spirited in-person discussion amongst the faculty panel members is the hallmark of the IAI panel meetings and course review; remote meetings greatly limit the ability of members to freely contribute to the discussions due to the modality as well as lack of non-verbal cues when appropriate. Because of this, some panels with a large number of courses to review were not able to have adequate time to discuss their course descriptors and approval criteria, thus creating the need to hold additional "special" meetings throughout the fall and spring semesters. As was seen during the state's budget impasse, panels that must meet remotely tend to also have lower course approval rates. While IAI, IBHE, and ICCB issued extensions to the guidance regarding delivery mode of IAI-approved science labs and speech courses, institutions are now struggling with the effective ending of this guidance in light of their success in offering these courses remotely. Subsequently, IAI staff have begun conversations with the associated GECC and major panels to determine what, if any, changes could be made to their course approval criteria so that institutions will not be faced with the decision of retaining their IAI code vs. offering online speech and science lab courses that may better meet their students' needs. The GECC

Communications panel willingly led the way in adopting online speech courses as an option for all students, however the GECC and Major science panels continue to express concerns about limited learning outcomes associated with online and take-home labs and kits.

In closing, the Illinois Articulation Initiative continues to serve as a successful model for statewide articulation agreements across the country. Next year will mark thirty years since the initial establishment of IAI. Staff are currently in the process of planning for the twenty-fifth anniversary in May 2023 of full implementation of IAI and the GECC package. Illinois State University must also be recognized for serving as the home of IAI and its staff for twenty-five years as of 2022. ISU, combined with state funding, has continued to support the daily and long-term operations of IAI and its systems. Although this support is absolutely necessary for IAI to continue to serve as the primary way students successfully transfer between institutions within the state, this would not be possible without faculty buy-in and participation in the course review process. Finally, IAI continues to reap the benefits of support and usage by transfer coordinators throughout the state.

APPENDIX



The Illinois Articulation Initiative

Annual Report

July 2021 - June 2022

Narrative I:

A Brief History of the Illinois Articulation Initiative

In January 1993, the Illinois Board of Higher Education (IBHE), the Illinois Community College Board (ICCB), and transfer coordinators from Illinois colleges and universities jointly launched the Illinois Articulation Initiative (IAI) to ease the transfer of students among Illinois public and independent, associate and baccalaureate degree-granting institutions. The IAI grew out of the IBHE's 1990 undergraduate education policies on transfer and articulation. The IAI was originally developed in three phases. Phase I focused on developing a general education package, the General Education Core Curriculum (GECC), which was implemented in the summer of 1998. Phase II expanded the project to create models for easing transfer into baccalaureate major programs. Twenty-five Major/Discipline Advisory Panels have participated in identifying lower division coursework that prepares students for studies in baccalaureate majors. Phase III instituted the process of regular ongoing reviews of courses. This process was designed to ensure that the panels' recommendations continue to be relevant and accurate, and that courses previously approved by the panel still align with the panel's current criteria and course descriptions.

Significant changes have been made over the years to expand the scope of IAI to include acceptance of the major recommendations by public universities. Past attempts at gaining acceptance of the recommendations had failed to produce agreement due to many curricular concerns. The chief problems stemmed from the differences between institutions about what constitutes the appropriate courses to be offered at the freshman/sophomore level for many majors. There have also been concerns that variation in mission across four-year institutions, heavy course requirements in many majors, and the requirements of specialized accreditation in some fields would be compromised as a result of the acceptance of these course recommendations.

In the fall of 2010, the public universities were asked to accept the Major Panel course recommendations through three rounds and be added to a list of receiving institutions that have agreed to the recommendations. If there was a curricular issue that did not allow them to do so, they were to provide feedback to IBHE or ICCB IAI staff to suggest revisions of the courses or their approval criteria that would allow the institution to accept the major recommendations. Staff worked to combine the feedback received through all three rounds and provided the information to the panels to facilitate modifications. Each Major Panel iTransfer web page now indicates the current major course recommendations, as well as specific GECC courses relevant to the major, and a list of all institutions that agreed to those recommendations. The supporting memos and acceptance lists are available on the IAI website at: <http://www.itransfer.org/iai/container.aspx?section=faculty&subsection=other&topic=iaidoc>.

Through the IAI, Illinois has developed one of the most comprehensive course approval and quality assurance processes in the nation, assuring that all approved courses are comparable and meet the high standards established by faculty panels. With over 9,000 active courses already approved in IAI, the GECC and Major panels typically receive 800 – 1,000 submitted courses each year for approval review from over 110 participating public and private institutions which provides clear indicators of how robust and valued IAI is by institutions and students. Over the years, the faculty panels have researched curricula, course requirements, accreditation requirements, and differences between institutions' policies. A valuable by-product of this structure is that faculty from different sectors can have meaningful dialogue about curricula and trends in various disciplines.

Narrative 2:

COVID-19: Guidance for IAI

The Coronavirus created an unprecedented situation which forced all Illinois public and private institutions to shift to alternative teaching and grading methods. In the spring of 2020, staff from the Illinois Articulation Initiative, Illinois Board of Higher Education, and the Illinois Community College Board, along with input from a wide array of key stakeholder groups throughout the state, issued the first guidance document ensuring that online physical and life science labs and online oral communication courses shall be deemed transferable and earn full credit.

IAI and the Boards continued to monitor conditions related to COVID-19 and extended this guidance multiple times as demonstrated by the updated memo links below. In March 2022, all institutions were notified that, because of the availability of various methods to protect against the COVID-19 virus combined with the rolling back of pandemic mitigation mandates, this guidance would expire on July 31, 2022. Subsequently, science labs and speech courses will be obligated as of Fall 2022 to meet the requirements of the respective IAI panel's Course Approval Criteria in order to be granted and/or maintain an IAI code.

- [COVID-19 Guidance Ending July 30, 2022 - NEW](#)
- [COVID-19 Guidance - Online Labs & Speech - Through Summer 2022](#)
- [COVID-19 Guidance - Online Labs & Speech - Through Fall 2021](#)
- [COVID-19 Guidance - FAQ for IAI Course Grading per SB 1569](#)
- [COVID-19 Guidance - Online Labs & Speech - Through Spring 2021](#)
- [COVID-19 Guidance - Pass/Fail Grades in IAI - Updated for Spring 2020 and Summer 2020](#)
- [COVID-19 Guidance - Pass/Fail Grades in IAI - Spring 2020](#)
- [COVID-19 Guidance - Online Labs & Speeches Summer 2020](#)
- [COVID-19 Guidance - Online Labs & Speeches Spring 2020](#)
- [COVID-19 UPDATES - IBHE Institutional Information](#)

Table 1:

IAI: Illinois Participating Colleges and Universities (As of June 30, 2022)

All IBHE-approved Illinois associate and baccalaureate degree-granting institutions which hold regional accreditation from an accrediting authority recognized by the U.S. Department of Education or the Council on Higher Education are eligible to participate in the Illinois Articulation Initiative. Institutions may participate in the Illinois transferable General Education Core Curriculum agreement and/or in one or more of the several Baccalaureate Majors' agreements, with the level of participation in Baccalaureate Majors' agreements depending upon whether or not the institution offers a program in the specific major. Currently there are 107 schools participating in IAI (the General Education Core Curriculum and/or the Illinois Baccalaureate Majors' Curricula).

Full-Participant Schools: There are 74 schools recognized by IAI currently as full-participation schools. These institutions must always maintain a complete GECC package which entails offering an adequate number of IAI GECC approved courses in the six core disciplines (Communications, Mathematics, Life Science, Physical Science, Humanities and Fine Arts, and Social and Behavioral Sciences).

Two-Year Public Institutions (48 schools)

Black Hawk College	Lincoln Trail College (IECC)
Carl Sandburg College	Malcolm X College (CCC)
College of DuPage	McHenry County College
College of Lake County	Moraine Valley Community College
Daley College (Richard J.) (CCC)	Morton College
Danville Area Community College	Oakton Community College
Elgin Community College	Olive-Harvey College (CCC)
Frontier Community College (IECC)	Olney Central College (IECC)
Harold Washington College (CCC)	Parkland College
Harper College	Prairie State College
Heartland Community College	Rend Lake College
Highland Community College	Richland Community College
Illinois Central College	Rock Valley College
Illinois Valley Community College	Sauk Valley Community College
John A. Logan College	Shawnee Community College
John Wood Community College	South Suburban College
Joliet Junior College	Southeastern Illinois College
Kankakee Community College	Southwestern Illinois College
Kaskaskia College	Spoon River College
Kennedy-King College (CCC)	Triton College
Kishwaukee College	Truman College (Harry S) (CCC)
Lake Land College	Wabash Valley College (IECC)
Lewis & Clark Community College	Waubonsee Community College
Lincoln Land Community College	Wilbur Wright College (CCC)

Two-Year Independent Institutions (0 schools)

Four-Year Public Institutions (12 schools)

Chicago State University	Southern Illinois University Carbondale
Eastern Illinois University	Southern Illinois University Edwardsville
Governors State University	University of Illinois at Chicago
Illinois State University	University of Illinois at Springfield
Northeastern Illinois University	University of Illinois at Urbana-Champaign
Northern Illinois University	Western Illinois University

IAI: Illinois Participating Colleges and Universities (Continued)

Full-Participant Schools: (Continued)

Four-Year Independent Institutions (14 schools)

Benedictine University	Loyola University Chicago
Bradley University	McKendree University
Concordia University Chicago	National-Louis University
DePaul University	Rockford University
Elmhurst College	Roosevelt University
Lewis University	St. Augustine College
Lincoln Christian University	University of St. Francis

Receiving-Only Schools [RI]: There are 33 schools recognized by IAI currently as receiving-only schools. Institutions choosing to participate on a receiving only basis agree to accept as meeting all lower-division general education requirements of the institution a completed GECC package from any other fully-participating institution.

Two-Year Public Institutions (0 schools)

Two-Year Independent Institutions (2 schools)

MacCormac College [R]
Taylor Business Institute [R]

Four-Year Public Institutions (0 schools)

Four-Year Independent Institutions (31 schools)

Adler University [R]	Lindenwood University – Belleville [R]
Augustana College [R]	Methodist College [R]
Aurora University [R]	Millikin University
Blackburn College [R]]	Monmouth College [R]
Columbia College Chicago [R]	North Central College [R]
DeVry University – Illinois [R]	North Park University [R]
Dominican University [R]	Northwestern Business College [R]
East-West University [R]	Oak Point University [R]
Eureka College [R]	Olivet Nazarene University [R]
Illinois College [R]	Quincy University [R]
Illinois Institute of Technology [R]	Saint Francis Medical Center, Nursing [R]
Illinois Wesleyan University [R]	Saint Xavier University [R]
Judson University [R]	The Chicago School of Professional Psychology [R]
Knox College [R]	Trinity Christian College [R]
Lake Forest College [R]	Trinity International University [R]
Lakeview College of Nursing [R]	

Table 2:**IAI Course Statistics, Courses in IAI GECC and Majors – through FY22**

Course Statistics from 01/01/1998 through 6/30/2022	
Total IAI Gen Ed Descriptions	199
Active General Education courses	6,226
Total General Education courses	12,843
Total IAI Majors Descriptions	82
Active General Major courses	2,326
Total Major courses	14,382
Total Active GECC & Major Courses	8,552

Table 3:**Active and Approved IAI Courses by Sector**

Total GECC Courses:	6,224		
2-Year (50):	4,743	2-Year (50):	4,743
Public (50)	4,743	Public (50)	4,743
Independent (5)	0	Independent (5)	0
4-Year (65):	1,481	4-Year (65):	1,481
Public (12)	920	Public (12)	920
Independent (53)	561	Independent (53)	561
Total Major Courses:	2,326		
2-Year (57):	1,862	2-Year (57):	1,862
Public(50)	1,862	Public (50)	1,862
Independent (7)	0	Independent (7)	0
4-Year (63)	464	4-Year (63)	464
Public (12)	349	Public (12)	349
Independent (51)	115	Independent (51)	115

Table 4:

IAI Panel Approval Ratio Report for Fall '21 Panel Season

Panel	Ongoing Courses	New Courses	Total Courses	Approved Ongoing	Approved New	Approved Total	Conditional OnGoing	Conditional New	Conditional Total	Returned	Needs More Information	Pending	Approval Ratio	Conditional Approval Ratio	Approved & Conditional	Non-Approval Ratio	Total Ratio
[GenEd] Communication Panel	28	7	34	21	4	25	2	0	2	0	8	0	71.43%	5.71%	77.14%	22.86%	100.00%
[GenEd] Humanities/Fine Arts Panel	23	33	56	6	13	19	1	0	1	17	19	0	33.93%	1.79%	35.71%	64.29%	100.00%
[GenEd] Life Sciences Panel	19	5	24	7	2	9	2	0	2	5	8	0	37.50%	8.33%	45.83%	54.17%	100.00%
[GenEd] Mathematics Panel	28	11	39	24	8	32	0	2	2	1	4	0	82.05%	5.13%	87.18%	12.82%	100.00%
[GenEd] Physical Sciences Panel	24	7	31	14	4	18	4	1	5	1	7	0	58.06%	16.13%	74.19%	25.81%	100.00%
[GenEd] Social and Behavioral Sciences Panel	30	26	56	18	9	27	1	1	2	14	13	0	48.21%	3.57%	51.79%	48.21%	100.00%
[Major] Agriculture Panel	13	2	15	10	2	12	0	0	0	1	2	0	80.00%	0.00%	80.00%	20.00%	100.00%
[Major] Art Panel	6	19	25	5	7	12	0	5	5	1	7	0	48.00%	20.00%	68.00%	32.00%	100.00%
[Major] Biology Panel	17	6	23	17	2	19	0	0	0	0	4	0	82.61%	0.00%	82.61%	17.39%	100.00%
[Major] Business Panel	17	4	21	10	3	13	1	0	1	3	4	0	61.90%	4.76%	66.67%	33.33%	100.00%
[Major] Chemistry Panel	26	1	27	10	0	10	4	0	4	3	10	0	37.04%	14.81%	51.85%	48.15%	100.00%
[Major] Criminal Justice Panel	12	4	16	5	1	6	1	0	1	2	7	0	37.50%	6.25%	43.75%	56.25%	100.00%
[Major] Computer Science Panel	21	6	27	13	4	17	1	0	1	3	6	0	62.96%	3.70%	66.67%	33.33%	100.00%
[Major] Early Childhood Education Panel	0	9	9	0	1	1	0	1	1	4	3	0	11.11%	11.11%	22.22%	77.78%	100.00%
[Major] Engineering Panel	17	2	19	12	0	12	1	1	2	2	3	0	63.16%	10.53%	73.68%	26.32%	100.00%
[Major] Media and Communication Arts Panel	10	6	16	7	3	10	3	1	4	1	1	0	62.50%	25.00%	87.50%	12.50%	100.00%
[Major] Mathematics Panel	18	5	23	7	4	11	4	1	5	0	7	0	47.83%	21.74%	69.57%	30.43%	100.00%
[Major] Physics Panel	8	18	26	7	7	14	0	0	0	0	12	0	53.85%	0.00%	53.85%	46.15%	100.00%
[Major] Political Science Panel	0	1	1	0	0	0	0	0	0	1	0	0	0.00%	0.00%	0.00%	100.00%	100.00%
[Major] Psychology Panel	3	7	10	1	4	5	0	0	0	1	4	0	50.00%	0.00%	50.00%	50.00%	100.00%
[Major] Theatre Arts Panel	14	0	14	13	0	13	0	0	0	0	1	0	92.86%	0.00%	92.86%	7.14%	100.00%
Totals ==>>	334	179	513	207	78	285	25	13	38	60	130	0	55.56%	7.41%	62.96%	37.04%	100.00%

Table 5:

IAI Panel Approval Ratio Report for Spring '22 Panel Season

Panel	Ongoing Courses	New Courses	Total Courses	Approved Ongoing	Approved New	Approved Total	Conditional OnGoing	Conditional New	Conditional Total	Returned	Needs More Information	Pending/Deferred to Fall	Approval Ratio	Conditional Approval Ratio	Approved & Conditional Ratio	Non-Approval Ratio	Pending Course Ratio	Total Ratio
[GenEd] Communication Panel	24	10	34	7	6	13	5	1	6	1	10	4	38.24%	17.65%	55.88%	32.35%	11.76%	100.00%
[GenEd] Humanities/Fine Arts Panel	43	52	95	24	24	48	2	5	7	4	30	6	50.53%	7.37%	57.89%	35.79%	6.32%	100.00%
[GenEd] Life Sciences Panel	31	7	38	9	2	11	3	0	3	5	19	0	28.95%	7.89%	36.84%	63.16%	0.00%	100.00%
[GenEd] Mathematics Panel	28	6	34	20	3	23	3	1	4	2	5	0	67.65%	11.76%	79.41%	20.59%	0.00%	100.00%
[GenEd] Physical Sciences Panel	37	10	47	24	7	31	6	2	8	1	7	0	65.96%	17.02%	82.98%	17.02%	0.00%	100.00%
[GenEd] Social and Behavioral Sciences Panel	44	20	64	20	10	30	2	4	6	7	21	0	46.88%	9.38%	56.25%	43.75%	0.00%	100.00%
[Major] Agriculture Panel	19	3	22	7	2	9	4	0	4	0	9	0	40.91%	18.18%	59.09%	40.91%	0.00%	100.00%
[Major] Art Panel	11	12	23	5	7	12	1	1	2	4	5	0	52.17%	8.70%	60.87%	39.13%	0.00%	100.00%
[Major] Biology Panel	8	7	15	4	3	7	2	2	4	2	2	0	46.67%	26.67%	73.33%	26.67%	0.00%	100.00%
[Major] Business Panel	25	2	27	17	0	17	2	0	2	0	8	0	62.96%	7.41%	70.37%	29.63%	0.00%	100.00%
[Major] Chemistry Panel	40	0	40	12	0	12	12	0	12	0	16	0	30.00%	30.00%	60.00%	40.00%	0.00%	100.00%
[Major] Criminal Justice Panel	28	1	29	16	1	17	4	0	4	0	1	7	58.62%	13.79%	72.41%	3.45%	24.14%	100.00%
[Major] Computer Science Panel	19	5	24	10	2	12	3	0	3	4	5	0	50.00%	12.50%	62.50%	37.50%	0.00%	100.00%
[Major] Early Childhood Education Panel	13	3	16	9	0	9	0	0	0	4	3	0	56.25%	0.00%	56.25%	43.75%	0.00%	100.00%
[Major] Engineering Panel	19	2	21	13	2	15	2	0	2	0	4	0	71.43%	9.52%	80.95%	19.05%	0.00%	100.00%
[Major] Media and Communication Arts Panel	17	3	20	16	3	19	0	0	0	0	1	0	95.00%	0.00%	95.00%	5.00%	0.00%	100.00%
[Major] Mathematics Panel	33	2	35	17	0	17	8	0	8	0	10	0	48.57%	22.86%	71.43%	28.57%	0.00%	100.00%
[Major] Physics Panel	0	7	7	0	4	4	0	1	1	0	2	0	57.14%	14.29%	71.43%	28.57%	0.00%	100.00%
[Major] Political Science Panel	1	0	1	1	0	1	0	0	0	0	0	0	100.00%	0.00%	100.00%	0.00%	0.00%	100.00%
[Major] Psychology Panel	3	3	6	3	2	5	0	0	0	1	0	0	83.33%	0.00%	83.33%	16.67%	0.00%	100.00%
[Major] Theatre Arts Panel	7	1	8	3	0	3	1	0	1	0	4	0	37.50%	12.50%	50.00%	50.00%	0.00%	100.00%
Totals ==>>	450	156	606	237	78	315	60	17	77	35	162	17	51.98%	12.71%	64.69%	32.51%	2.81%	100.00%

Table 6:

IAI Panel Approval Ratio Report for AY 21/22

Panel	Ongoing Courses	New Courses	Total Courses	Approved Ongoing	Approved New	Approved Total	Conditional OnGoing	Conditional New	Conditional Total	Returned	Needs More Information	Pending/Deferred to Fall	Approval Ratio	Conditional Approval Ratio	Approved & Conditional	Non-Approval Ratio	Pending Course Ratio	Total Ratio
[GenEd] Communication Panel	52	17	68	28	10	38	7	1	8	1	18	4	55.07%	11.59%	66.67%	27.54%	5.80%	100.00%
[GenEd] Humanities/Fine Arts Panel	66	85	151	30	37	67	3	5	8	21	49	6	44.37%	5.30%	49.67%	46.36%	3.97%	100.00%
[GenEd] Life Sciences Panel	50	12	62	16	4	20	5	0	5	10	27	0	32.26%	8.06%	40.32%	59.68%	0.00%	100.00%
[GenEd] Mathematics Panel	56	17	73	44	11	55	3	3	6	3	9	0	75.34%	8.22%	83.56%	16.44%	0.00%	100.00%
[GenEd] Physical Sciences Panel	61	17	78	38	11	49	10	3	13	2	14	0	62.82%	16.67%	79.49%	20.51%	0.00%	100.00%
[GenEd] Social and Behavioral Sciences Panel	74	46	120	38	19	57	3	5	8	21	34	0	47.50%	6.67%	54.17%	45.83%	0.00%	100.00%
[Major] Agriculture Panel	32	5	37	17	4	21	4	0	4	1	11	0	56.76%	10.81%	67.57%	32.43%	0.00%	100.00%
[Major] Art Panel	17	31	48	10	14	24	1	6	7	5	12	0	50.00%	14.58%	64.58%	35.42%	0.00%	100.00%
[Major] Biology Panel	25	13	38	21	5	26	2	2	4	2	6	0	68.42%	10.53%	78.95%	21.05%	0.00%	100.00%
[Major] Business Panel	42	6	48	27	3	30	3	0	3	3	12	0	62.50%	6.25%	68.75%	31.25%	0.00%	100.00%
[Major] Chemistry Panel	66	1	67	22	0	22	16	0	16	3	26	0	32.84%	23.88%	56.72%	43.28%	0.00%	100.00%
[Major] Criminal Justice Panel	40	5	45	21	2	23	5	0	5	2	8	7	51.11%	11.11%	62.22%	22.22%	15.56%	100.00%
[Major] Computer Science Panel	40	11	51	23	6	29	4	0	4	7	11	0	56.86%	7.84%	64.71%	35.29%	0.00%	100.00%
[Major] Early Childhood Education Panel	13	12	25	9	1	10	0	1	1	8	6	0	40.00%	4.00%	44.00%	56.00%	0.00%	100.00%
[Major] Engineering Panel	36	4	40	25	2	27	3	1	4	2	7	0	67.50%	10.00%	77.50%	22.50%	0.00%	100.00%
[Major] Media and Communication Arts Panel	27	9	36	23	6	29	3	1	4	1	2	0	80.56%	11.11%	91.67%	8.33%	0.00%	100.00%
[Major] Mathematics Panel	51	7	58	24	4	28	12	1	13	0	17	0	48.28%	22.41%	70.69%	29.31%	0.00%	100.00%
[Major] Physics Panel	8	25	33	7	11	18	0	1	1	0	14	0	54.55%	3.03%	57.58%	42.42%	0.00%	100.00%
[Major] Political Science Panel	1	1	2	1	0	1	0	0	0	1	0	0	50.00%	0.00%	50.00%	50.00%	0.00%	100.00%
[Major] Psychology Panel	6	10	16	4	6	10	0	0	0	2	4	0	62.50%	0.00%	62.50%	37.50%	0.00%	100.00%
[Major] Theatre Arts Panel	21	1	22	16	0	16	1	0	1	0	5	0	72.73%	4.55%	77.27%	22.73%	0.00%	100.00%
Totals ==>>	784	335	1118	444	156	600	85	30	115	95	292	17	53.62%	10.28%	63.90%	34.58%	1.52%	100.00%

Note: These approval ratios include courses that the panel outright approved and those that received conditional approvals. Conditionally approved courses are those that the panel has agreed the panel's faculty co-chairs can make a final approval without the need to wait until the next semester review period. A specific deadline is set for the institution to meet any conditions set in the course decision

Table 7:

Total Number of Courses Submitted by Institution
AY 21/22
(Ranked by Most to Least Number of Courses Submitted)

Institution	Ongoing Courses	New Courses	Total Courses	Pending / Deferred
Waubensee Community College	53	0	53	0
Northern Illinois University	25	20	45	1
Sauk Valley Community College	36	9	45	2
College of DuPage	15	17	32	0
Northeastern Illinois University	11	20	31	0
Illinois State University	11	17	28	0
Lewis & Clark Community College	18	6	24	1
Olive-Harvey College (CCC)	8	16	24	0
Triton College	17	7	24	0
Daley College (Richard J.) (CCC)	13	10	23	1
Black Hawk College	13	9	22	0
Chicago State University	12	10	22	2
College of Lake County	18	4	22	1
Concordia University Chicago	6	15	21	1
Elgin Community College	16	5	21	0
Harper College	19	2	21	0
Illinois Valley Community College	18	3	21	0
Southern Illinois University Edwardsville	15	6	21	0
Joliet Junior College	18	2	20	0
Rock Valley College	19	1	20	0
John A. Logan College	14	5	19	0
Oakton Community College	8	11	19	0
Southwestern Illinois College	18	1	19	3
Southern Illinois University Carbondale	10	8	18	0
Heartland Community College	9	8	17	1
Highland Community College	11	6	17	0
Illinois Central College	14	3	17	0
Moraine Valley Community College	16	1	17	0
Prairie State College	13	4	17	0
Rend Lake College	11	6	17	1
Southeastern Illinois College	15	2	17	0
Lincoln Land Community College	11	5	16	0
Malcolm X College (CCC)	3	13	16	0
University of Illinois at Urbana-Champaign	10	6	16	0
Danville Area Community College	14	1	15	0
Lake Land College	14	1	15	0
Parkland College	12	3	15	0
Spoon River College	11	4	15	0
Wilbur Wright College (CCC)	11	4	15	0
Kankakee Community College	12	2	14	0
Morton College	12	2	14	1
Eastern Illinois University	13	0	13	0

Kishwaukee College	12	1	13	0	
Carl Sandburg College	8	4	12	1	
Harold Washington College (CCC)	12	0	12	0	
University of St. Francis	11	1	12	0	
Lincoln Christian University	1	10	11	0	
Shawnee Community College	9	2	11	0	
University of Illinois at Chicago	6	5	11	0	
McHenry County College	8	2	10	0	
South Suburban College	6	4	10	0	
Truman College (Harry S) (CCC)	6	4	10	0	
Governors State University	5	4	9	0	
Kennedy-King College (CCC)	4	5	9	0	
Richland Community College	8	1	9	0	
Roosevelt University	6	2	8	0	
Western Illinois University	7	0	7	0	
Frontier Community College (IECC)	6	0	6	1	
Illinois Institute of Technology	0	6	6	0	
Kaskaskia College	6	0	6	0	
Bradley University	4	1	5	0	
John Wood Community College	5	0	5	0	
Rockford University	4	1	5	0	
University of Illinois at Springfield	2	3	5	0	
Wabash Valley College (IECC)	3	1	4	0	
Lewis University	2	0	2	0	
Loyola University Chicago	1	1	2	0	
Olney Central College (IECC)	2	0	2	0	
National Louis University	0	1	1	0	Total Courses
Totals ==	767	334	1101	17	1118

IAI GOOGLE ANALYTICS

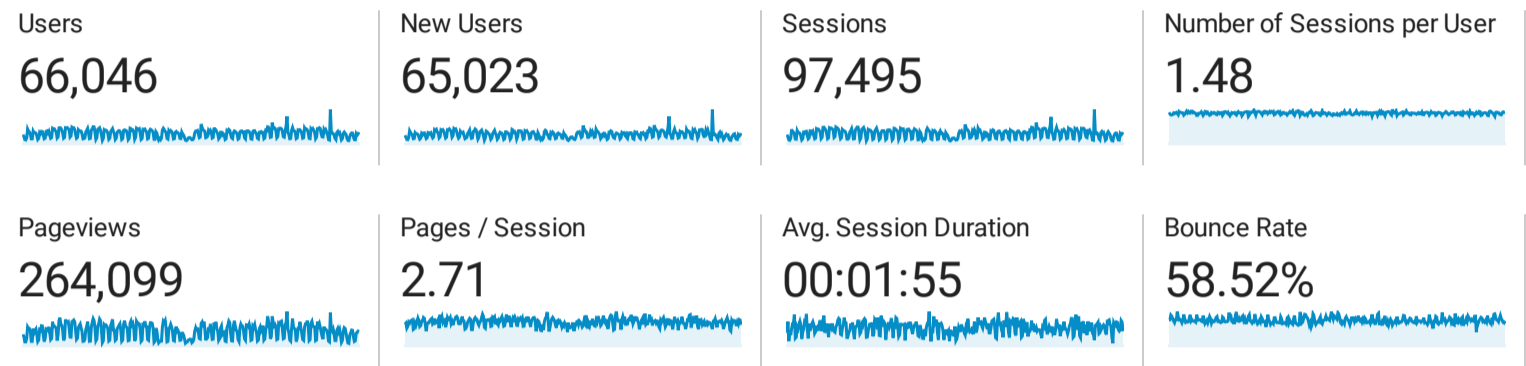
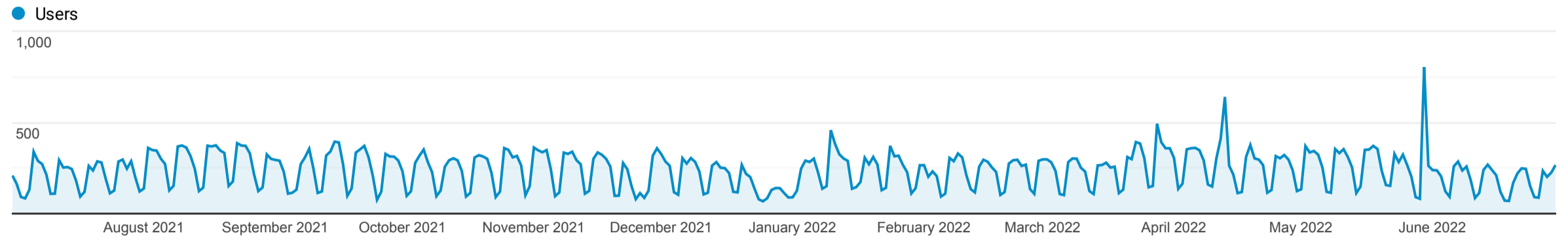
Part 1: FY21/22 Statistics

Audience Overview

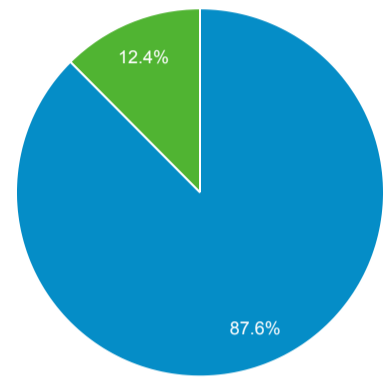
Jul 1, 2021 - Jun 30, 2022

All Users
100.00% Users

Overview



■ New Visitor ■ Returning Visitor



Language	Users	% Users
1. en-us	55,933	84.92%
2. en-gb	1,720	2.61%
3. pt-br	1,585	2.41%
4. zh-cn	1,540	2.34%
5. en	931	1.41%
6. es-es	425	0.65%
7. c	397	0.60%
8. en-ca	261	0.40%
9. fr-fr	201	0.31%
10. pt-pt	194	0.29%

Acquisition Overview

Jul 1, 2021 - Jun 30, 2022

All Users
100.00% Users

Primary Dimension:

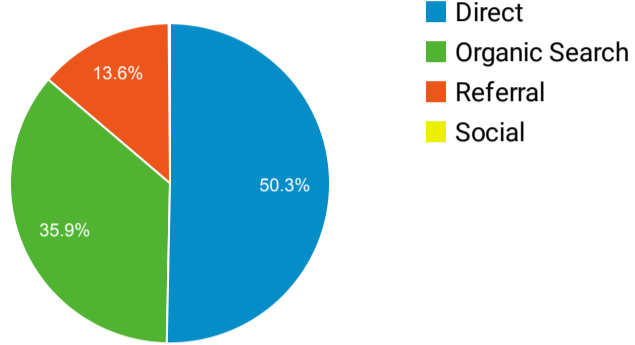
Conversion:

Top Channels

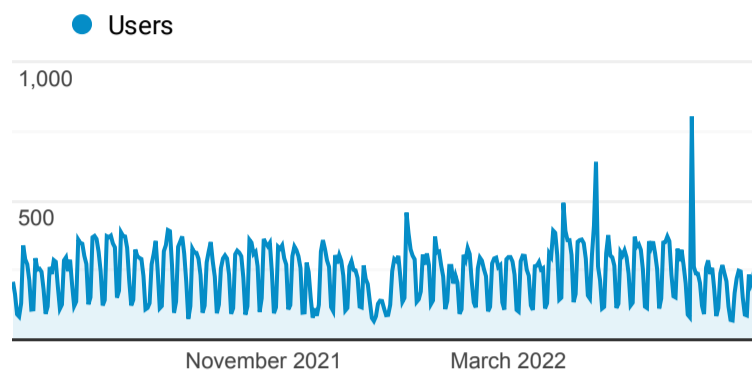
Goal 1: Reached contact

[Edit Channel Grouping](#)

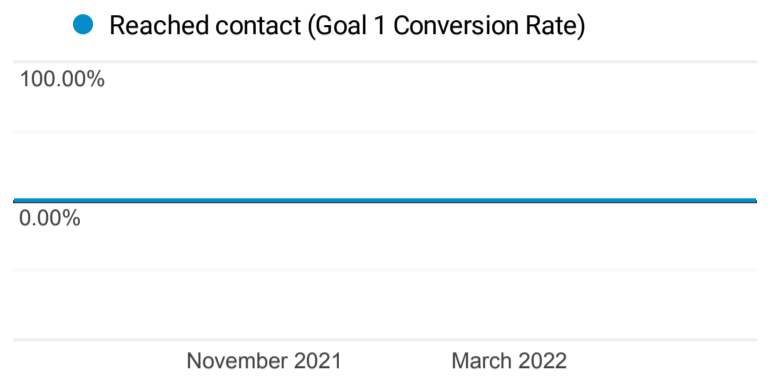
Top Channels



Users



Conversions



	Acquisition			Behavior			Conversions		
	Users	New Users	Sessions	Bounce Rate	Pages / Session	Avg. Session Duration	Goal 1 Conversion Rate	Goal 1 Completion	Goal 1 Value
	66,046	65,023	97,495	58.52%	2.71	00:01:55	0.00%	0	\$0.00
1 Direct	34,256			58.33%			0.00%		
2 Organic Search	24,448			62.14%			0.00%		
3 Referral	9,280			51.43%			0.00%		
4 Social	95			81.82%			0.00%		

To see all 4 Channels click [here](#).

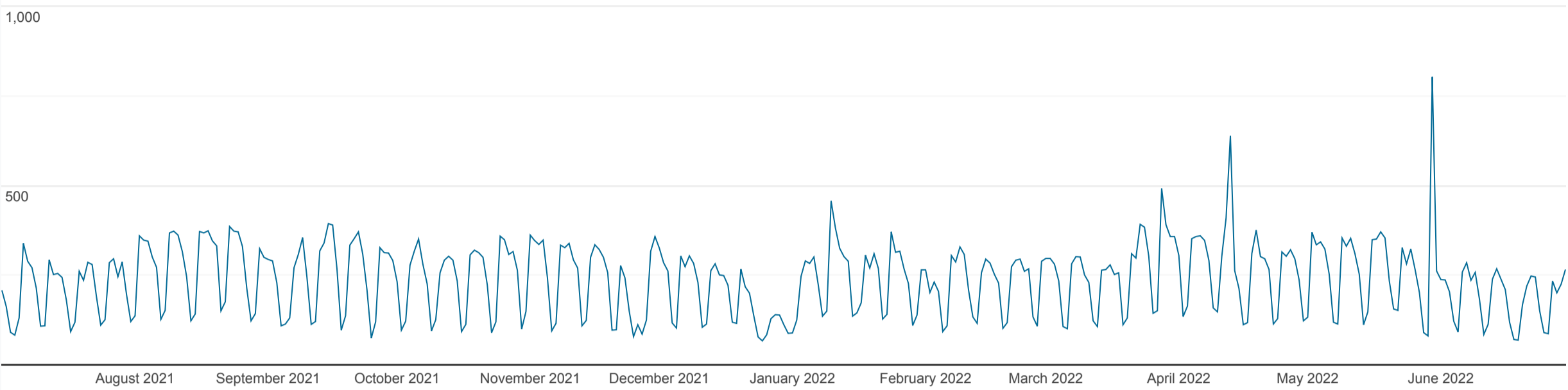
Active Users

Jul 1, 2021 - Jun 30, 2022

All Users
100.00% Users

Active Users

- 1 Day Active Users
- 7 Day Active Users
- 14 Day Active Users
- 28 Day Active Users



1 Day Active Users

265
% of Total: 100.00% (265)

7 Day Active Users

1,133
% of Total: 100.00% (1,133)

14 Day Active Users

2,084
% of Total: 100.00% (2,084)

28 Day Active Users

4,280
% of Total: 100.00% (4,280)

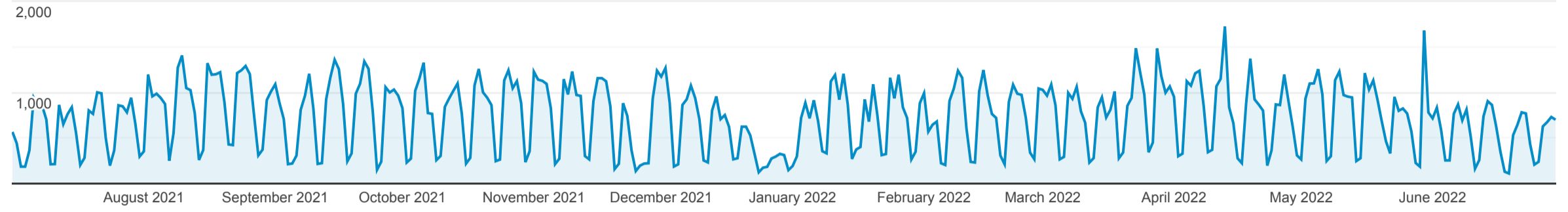
Pages

Jul 1, 2021 - Jun 30, 2022

All Users
100.00% Pageviews

Explorer

Pageviews



Page	Pageviews ↓	Unique Pageviews	Avg. Time on Page	Entrances	Bounce Rate	% Exit	Page Value
	264,099 % of Total: 100.00% (264,099)	207,829 % of Total: 100.00% (207,829)	00:01:08 Avg for View: 00:01:08 (0.00%)	97,492 % of Total: 100.00% (97,492)	58.52% Avg for View: 58.52% (0.00%)	36.91% Avg for View: 36.91% (0.00%)	<\$0.01 % of Total: 100.00% (<\$0.01)
1. /default.aspx	65,413 (24.77%)	54,453 (26.20%)	00:00:46	52,207 (53.55%)	54.61%	51.81%	\$0.00 (0.00%)
2. /courses/worksheet.php	18,169 (6.88%)	14,631 (7.04%)	00:02:42	6,071 (6.23%)	73.46%	56.75%	\$0.00 (0.00%)
3. /courses/descriptors.php	13,769 (5.21%)	8,984 (4.32%)	00:00:21	2,990 (3.07%)	20.23%	9.33%	\$0.00 (0.00%)
4. /courses/default.aspx	12,617 (4.78%)	10,175 (4.90%)	00:00:12	1,340 (1.37%)	29.55%	7.39%	\$0.00 (0.00%)
5. /planning/default.aspx	11,823 (4.48%)	9,554 (4.60%)	00:00:31	1,000 (1.03%)	68.90%	24.04%	\$0.00 (0.00%)
6. /aboutia/default.aspx	7,347 (2.78%)	5,835 (2.81%)	00:00:49	2,126 (2.18%)	49.25%	27.52%	\$0.00 (0.00%)
7. /submitters/default.aspx	7,186 (2.72%)	4,850 (2.33%)	00:00:39	556 (0.57%)	29.68%	16.96%	\$0.00 (0.00%)
8. /courses/participatingschools.php	6,898 (2.61%)	5,790 (2.79%)	00:01:42	1,859 (1.91%)	75.36%	45.55%	\$0.00 (0.00%)
9. /courses/gecc/socialbehavioralsciences.php	5,925 (2.24%)	5,315 (2.56%)	00:03:31	3,678 (3.77%)	91.52%	73.82%	\$0.00 (0.00%)
10. /courses/gecc/geccpackage.php	5,601 (2.12%)	4,078 (1.96%)	00:00:47	1,704 (1.75%)	37.09%	22.14%	\$0.00 (0.00%)

Rows 1 - 10 of 4381

IAI GOOGLE ANALYTICS

Part 2: Comparison Statistics for
FY20/21 & FY21/22

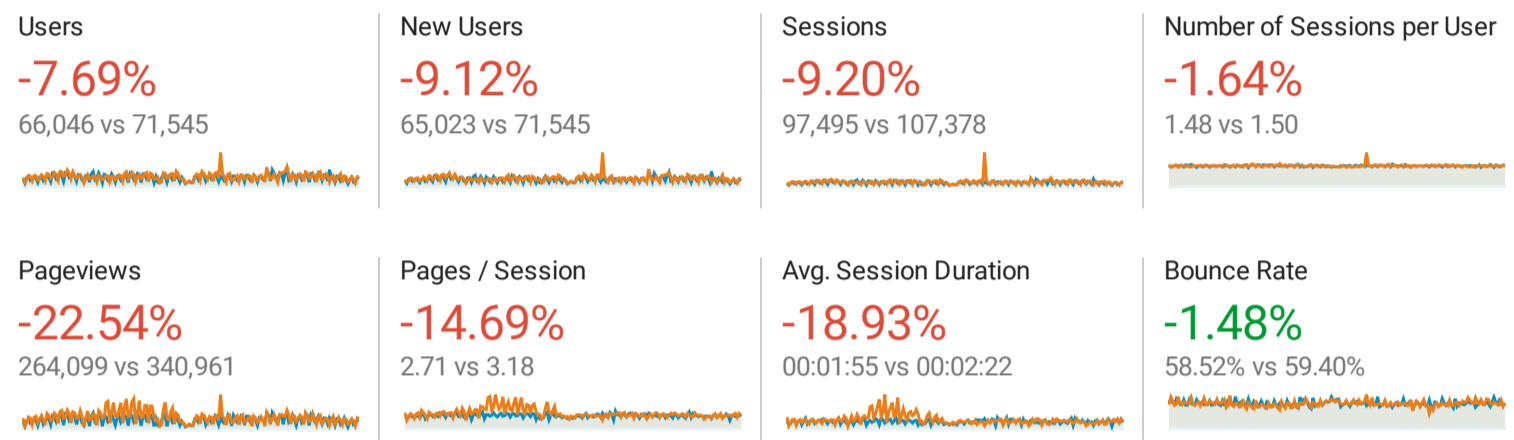
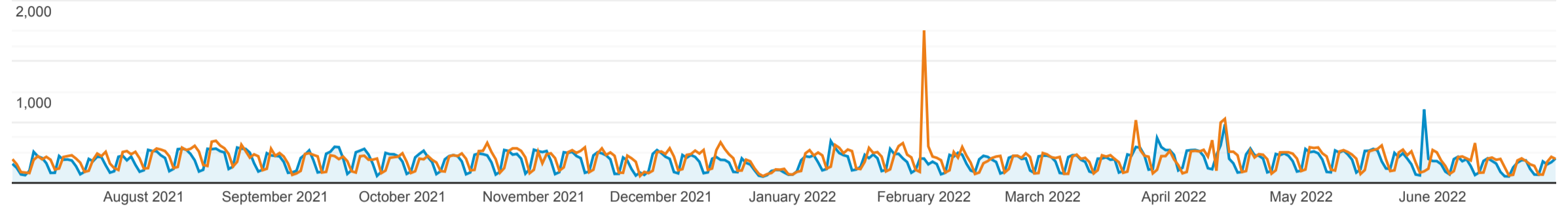
Audience Overview

All Users
+0.00% Users

Jul 1, 2021 - Jun 30, 2022
Compare to: Jul 1, 2020 - Jun 30, 2021

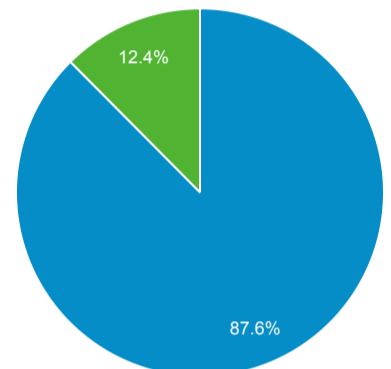
Overview

Jul 1, 2021 - Jun 30, 2022: ● Users
Jul 1, 2020 - Jun 30, 2021: ● Users

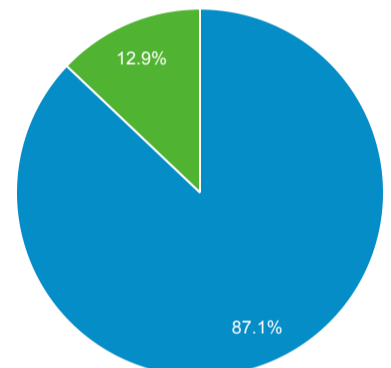


■ New Visitor ■ Returning Visitor

Jul 1, 2021 - Jun 30, 2022



Jul 1, 2020 - Jun 30, 2021



Language

Language	Users	% Users
1. en-us		
Jul 1, 2021 - Jun 30, 2022	55,933	84.92%
Jul 1, 2020 - Jun 30, 2021	57,537	80.14%
% Change	-2.79%	5.96%
2. en-gb		
Jul 1, 2021 - Jun 30, 2022	1,720	2.61%
Jul 1, 2020 - Jun 30, 2021	2,201	3.07%
% Change	-21.85%	-14.82%
3. pt-br		
Jul 1, 2021 - Jun 30, 2022	1,585	2.41%
Jul 1, 2020 - Jun 30, 2021	1,956	2.72%
% Change	-18.97%	-11.68%
4. zh-cn		
Jul 1, 2021 - Jun 30, 2022	1,540	2.34%
Jul 1, 2020 - Jun 30, 2021	1,275	1.78%
% Change	20.78%	31.65%
5. en		
Jul 1, 2021 - Jun 30, 2022	931	1.41%
Jul 1, 2020 - Jun 30, 2021	4,817	6.71%
% Change	-80.67%	-78.93%
6. es-es		
Jul 1, 2021 - Jun 30, 2022	425	0.65%
Jul 1, 2020 - Jun 30, 2021	239	0.33%
% Change	77.82%	93.83%
7. c		

Jul 1, 2021 - Jun 30, 2022	397		0.60%
Jul 1, 2020 - Jun 30, 2021	147		0.20%
% Change	170.07%		194.37%
8. en-ca			
Jul 1, 2021 - Jun 30, 2022	261		0.40%
Jul 1, 2020 - Jun 30, 2021	216		0.30%
% Change	20.83%		31.71%
9. fr-fr			
Jul 1, 2021 - Jun 30, 2022	201		0.31%
Jul 1, 2020 - Jun 30, 2021	190		0.26%
% Change	5.79%		15.31%
10. pt-pt			
Jul 1, 2021 - Jun 30, 2022	194		0.29%
Jul 1, 2020 - Jun 30, 2021	412		0.57%
% Change	-52.91%		-48.68%

Acquisition Overview

Jul 1, 2021 - Jun 30, 2022
Compare to: Jul 1, 2020 - Jun 30, 2021

All Users
+0.00% Users

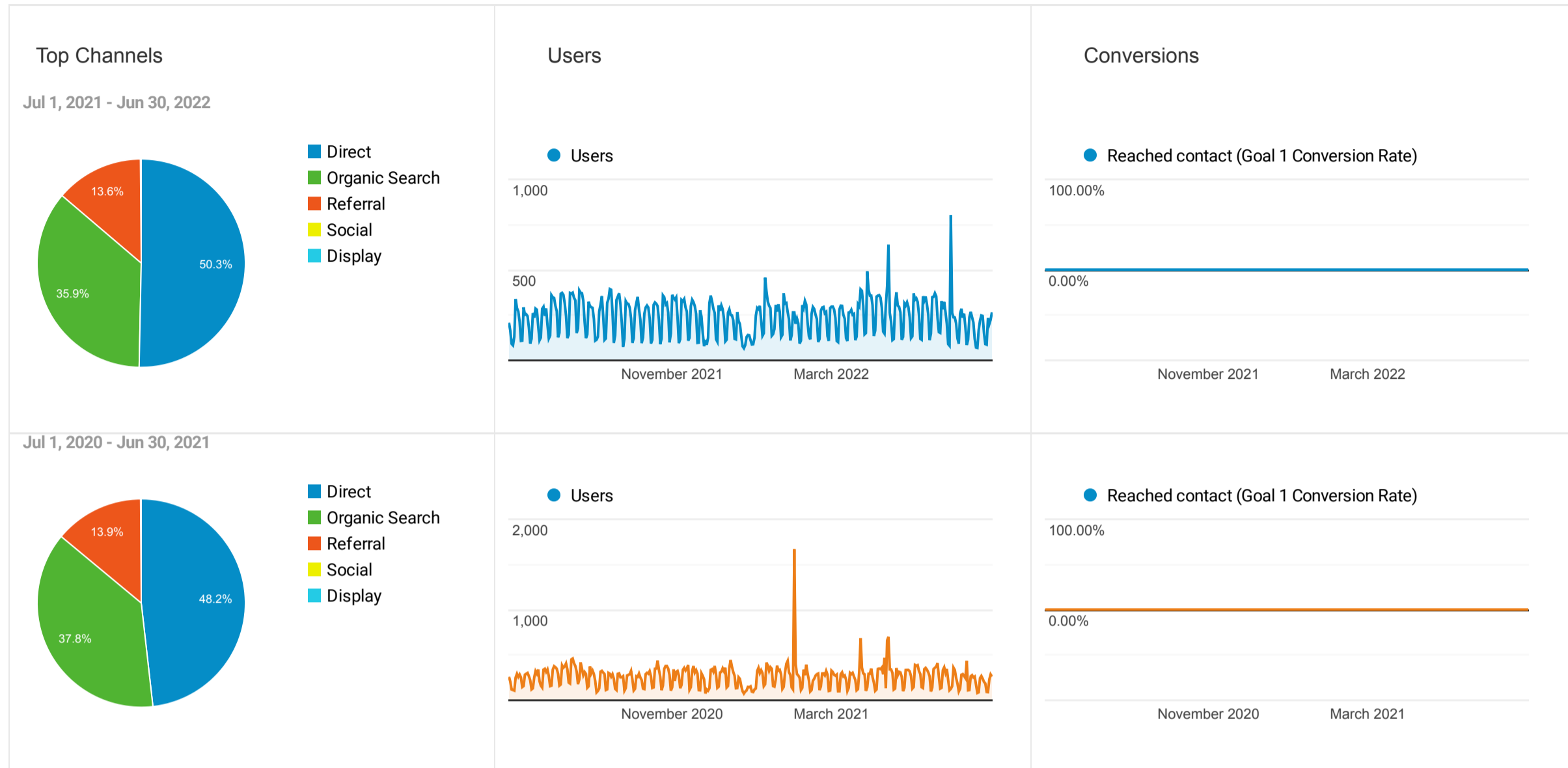
Primary Dimension:

Conversion:

Top Channels

Goal 1: Reached contact

[Edit Channel Grouping](#)



	Acquisition			Behavior			Conversions		
	Users	New Users	Sessions	Bounce Rate	Pages / Session	Avg. Session Duration	Goal 1 Conversion Rate	Goal 1 Completion	Goal 1 Value
	7.69% ↓	9.12% ↓	9.20% ↓	1.48% ↓	14.69% ↓	18.93% ↓	0.00%	0.00%	0.00%
1 Direct	4.52% ↓			3.16% ↑			0.00%		
2 Organic Search	13.14% ↓			5.00% ↓			0.00%		
3 Referral	10.02% ↓			2.65% ↓			0.00%		
4 Social	10.47% ↑			4.55% ↑			0.00%		
5 Display	100.00% ↓			100.00% ↓			0.00%		

To see all 5 Channels click [here](#).

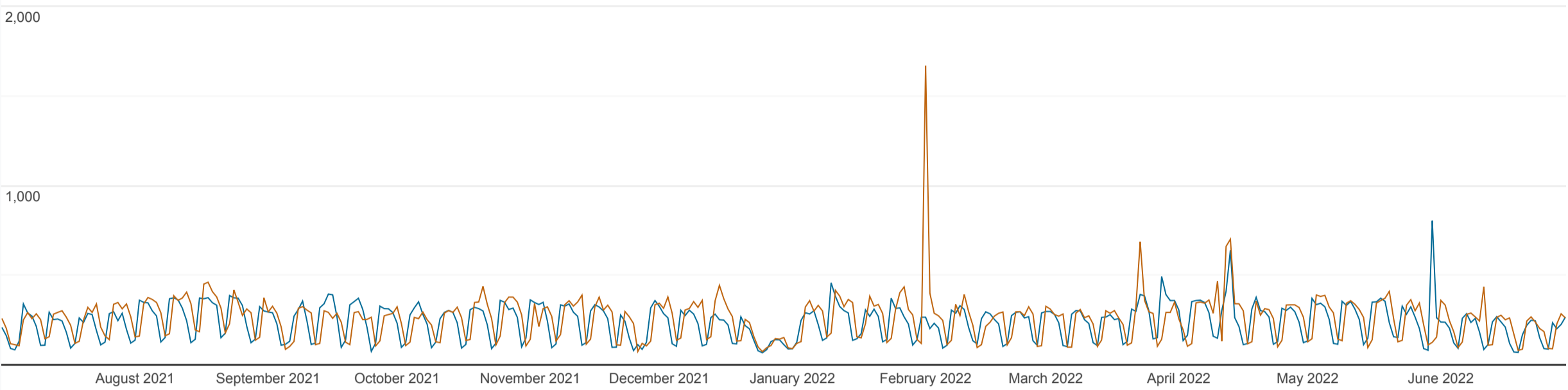
Active Users

All Users
+0.00% Users

Jul 1, 2021 - Jun 30, 2022
Compare to: Jul 1, 2020 - Jun 30, 2021

Active Users

- 1 Day Active Users
- 7 Day Active Users
- 14 Day Active Users
- 28 Day Active Users



1 Day Active Users

1.92%

265 vs 260

7 Day Active Users

-6.44%

1,133 vs 1,211

14 Day Active Users

-10.40%

2,084 vs 2,326

28 Day Active Users

-12.81%

4,280 vs 4,909

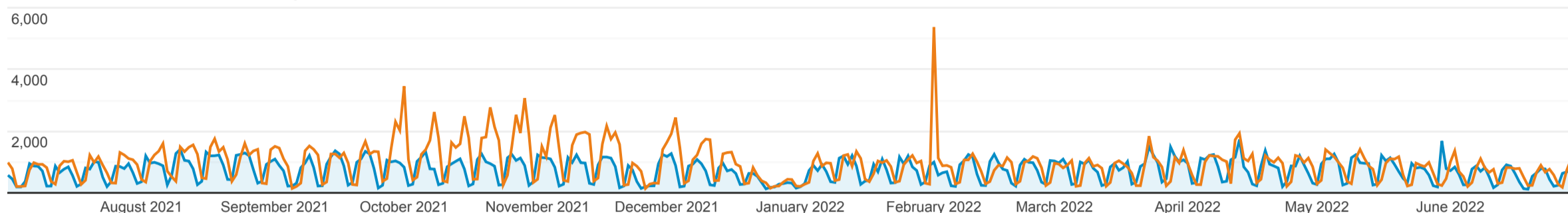
Pages

All Users
+0.00% Pageviews

Jul 1, 2021 - Jun 30, 2022
Compare to: Jul 1, 2020 - Jun 30, 2021

Explorer

Jul 1, 2021 - Jun 30, 2022: ● Pageviews
Jul 1, 2020 - Jun 30, 2021: ● Pageviews



Page	Pageviews	Unique Pageviews	Avg. Time on Page	Entrances	Bounce Rate	% Exit	Page Value
	22.54% ↓ 264,099 vs 340,961	15.65% ↓ 207,829 vs 246,385	3.22% ↑ 00:01:08 vs 00:01:05	9.17% ↓ 97,492 vs 107,337	1.48% ↓ 58.52% vs 59.40%	17.26% ↑ 36.91% vs 31.48%	91.32% ↓ <\$0.01 vs \$0.04
1. /default.aspx							
Jul 1, 2021 - Jun 30, 2022	65,413 (24.77%)	54,453 (26.20%)	00:00:46	52,207 (53.55%)	54.61%	51.81%	\$0.00 (0.00%)
Jul 1, 2020 - Jun 30, 2021	68,120 (19.98%)	56,197 (22.81%)	00:00:44	53,775 (50.10%)	52.90%	50.46%	\$0.02 (60.39%)
% Change	-3.97%	-3.10%	5.99%	-2.92%	3.22%	2.67%	-100.00%
2. /courses/worksheet.php							
Jul 1, 2021 - Jun 30, 2022	18,169 (6.88%)	14,631 (7.04%)	00:02:42	6,071 (6.23%)	73.46%	56.75%	\$0.00 (0.00%)
Jul 1, 2020 - Jun 30, 2021	17,750 (5.21%)	14,198 (5.76%)	00:02:31	5,064 (4.72%)	70.61%	52.87%	<\$0.01 (9.98%)
% Change	2.36%	3.05%	7.36%	19.89%	4.04%	7.32%	-100.00%
3. /courses/descriptors.php							
Jul 1, 2021 - Jun 30, 2022	13,769 (5.21%)	8,984 (4.32%)	00:00:21	2,990 (3.07%)	20.23%	9.33%	\$0.00 (0.00%)
Jul 1, 2020 - Jun 30, 2021	13,904 (4.08%)	8,579 (3.48%)	00:00:21	2,410 (2.25%)	26.89%	9.93%	<\$0.01 (20.80%)
% Change	-0.97%	4.72%	1.13%	24.07%	-24.75%	-6.11%	-100.00%
4. /courses/default.aspx							
Jul 1, 2021 - Jun 30, 2022	12,617 (4.78%)	10,175 (4.90%)	00:00:12	1,340 (1.37%)	29.55%	7.39%	\$0.00 (0.00%)
Jul 1, 2020 - Jun 30, 2021	13,668 (4.01%)	10,835 (4.40%)	00:00:13	1,981 (1.85%)	35.87%	9.23%	<\$0.01 (23.53%)
% Change	-7.69%	-6.09%	-8.71%	-32.36%	-17.60%	-20.00%	-100.00%
5. /planning/default.aspx							
Jul 1, 2021 - Jun 30, 2022	11,823 (4.48%)	9,554 (4.60%)	00:00:31	1,000 (1.03%)	68.90%	24.04%	\$0.00 (0.00%)
Jul 1, 2020 - Jun 30, 2021	13,077 (3.84%)	10,332 (4.19%)	00:00:27	1,084 (1.01%)	73.69%	23.41%	<\$0.01 (18.92%)
% Change	-9.59%	-7.53%	13.59%	-7.75%	-6.50%	2.69%	-100.00%
6. /aboutia/default.aspx							
Jul 1, 2021 - Jun 30, 2022	7,347 (2.78%)	5,835 (2.81%)	00:00:49	2,126 (2.18%)	49.25%	27.52%	\$0.00 (0.00%)
Jul 1, 2020 - Jun 30, 2021	7,398 (2.17%)	5,698 (2.31%)	00:00:52	2,094 (1.95%)	56.92%	28.82%	<\$0.01 (22.37%)
% Change	-0.69%	2.40%	-5.61%	1.53%	-13.48%	-4.50%	-100.00%
7. /submitters/default.aspx							
Jul 1, 2021 - Jun 30, 2022	7,186 (2.72%)	4,850 (2.33%)	00:00:39	556 (0.57%)	29.68%	16.96%	\$0.00 (0.00%)
Jul 1, 2020 - Jun 30, 2021	7,801 (2.29%)	5,010 (2.03%)	00:00:33	462 (0.43%)	32.03%	13.45%	\$0.08 (238.60%)
% Change	-7.88%	-3.19%	16.18%	20.35%	-7.36%	26.15%	-100.00%
8. /courses/participatingschools.php							
Jul 1, 2021 - Jun 30, 2022	6,898 (2.61%)	5,790 (2.79%)	00:01:42	1,859 (1.91%)	75.36%	45.55%	\$0.00 (0.00%)
Jul 1, 2020 - Jun 30, 2021	6,882	5,724	00:01:39	1,510	73.71%	41.21%	<\$0.01

		(2.02%)	(2.32%)	00:01:39	(1.41%)	70.74%	77.21%	(27.71%)
% Change		0.23%	1.15%	3.13%	23.11%	2.24%	10.53%	-100.00%
9. /courses/gecc/socialbehavioralsciences.php								
Jul 1, 2021 - Jun 30, 2022		5,925 (2.24%)	5,315 (2.56%)	00:03:31	3,678 (3.77%)	91.52%	73.82%	\$0.00 (0.00%)
Jul 1, 2020 - Jun 30, 2021		10,289 (3.02%)	9,304 (3.78%)	00:03:22	7,537 (7.02%)	92.48%	80.63%	<\$0.01 (3.96%)
% Change		-42.41%	-42.87%	4.55%	-51.20%	-1.04%	-8.44%	-100.00%
10. /courses/gecc/geccpackage.php								
Jul 1, 2021 - Jun 30, 2022		5,601 (2.12%)	4,078 (1.96%)	00:00:47	1,704 (1.75%)	37.09%	22.14%	\$0.00 (0.00%)
Jul 1, 2020 - Jun 30, 2021		7,247 (2.13%)	4,960 (2.01%)	00:00:48	2,397 (2.23%)	40.68%	23.53%	<\$0.01 (9.71%)
% Change		-22.71%	-17.78%	-0.92%	-28.91%	-8.82%	-5.90%	-100.00%

Rows 1 - 10 of 12506